



Mini Magnetic LED




Mini Magnetic LED on the combination wrenches.



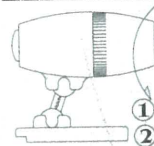
Mini Magnetic LED snap on the ratchet handle.



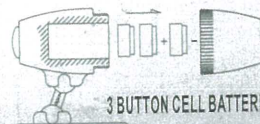
Mini Magnetic LED snap on the screwdriver.



HOW TO CHANGE BATTERY



- 1 TURN LEFT TO OPEN THE COVER
- 2 PULL THE 3 BATTERIES OUT



3 BUTTON CELL BATTERIES · 1.5V (LR44)

- 3 REPLACE 3 NEW BATTERIES IN
- 4 ⊕ FACE INSIDE ⊖ FACE THE LIGHT
- 5 TURN RIGHT TO CLOSE THE COVER