

# UNIVERSAL BRAKE REFILLING ADAPTER



**1. FEATURES**

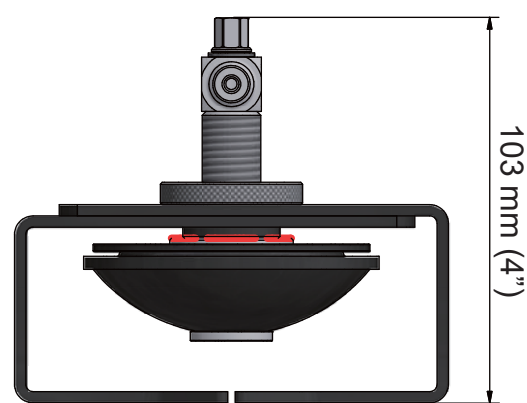

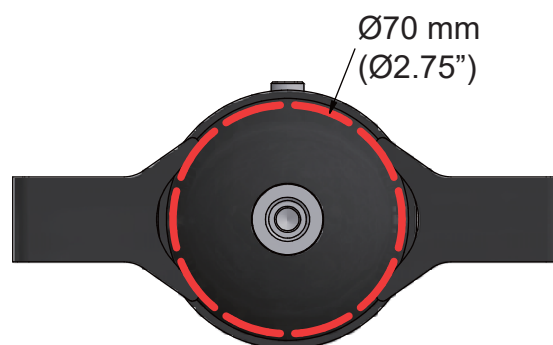
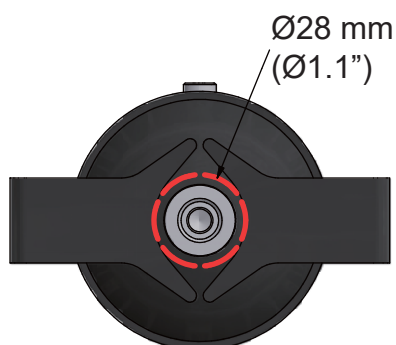
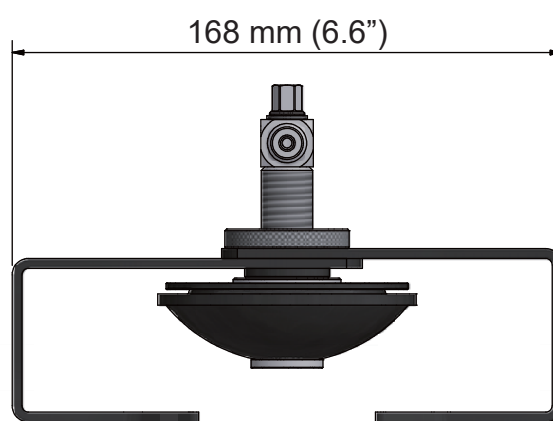
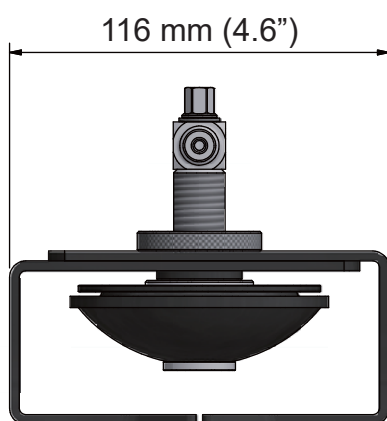
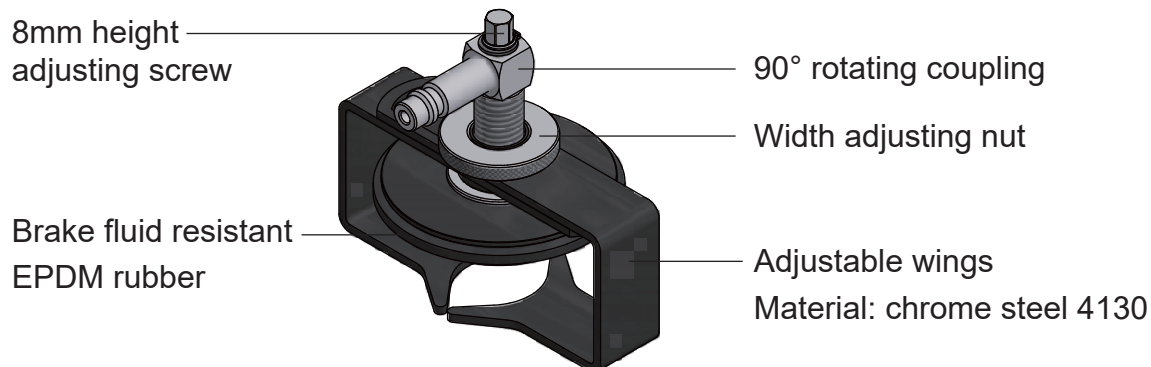
**2. SPECIFICATIONS**

**3. INSTRUCTIONS**

# 1. FEATURES

- Brake refilling adapter with a 90° rotating coupling fits almost all vehicles on the market.
- Fits master cylinder fill neck between Ø28-70 mm (1.10"-2.75").
- Maximum pressure up to 3.5 bar (50 psi).

# 2. SPECIFICATIONS



### 3. INSTRUCTIONS



**CAUTION**



- Always read the instructions carefully before using the tool
- Ensure the working area has adequate lighting
- Keep children and unauthorized persons away from the working area
- Keep working area clean and tidy, dry and free from unrelated materials
- DO NOT allow untrained persons to use this tool kit
- Always wear eye protection that meets OSHA and ANSI Z87.1 standards
- Always wear gloves when working with the tool
- Always wear ear protection
- Disposal: Customers should follow local regulations to handle used/wasted parts



- 1 Unscrew the width adjusting nut to adjust the opening of the wings (Fig 1).
- 2 Adjust the height adjusting screw in order to fit the master cylinder filler neck.
- 3 Make sure the adapter is securely connected on the master cylinder filler neck before connecting the adapter to brake service machines (Fig 2).