

OIL FILTER DRAIN TOOL FOR VOLKSWAGEN

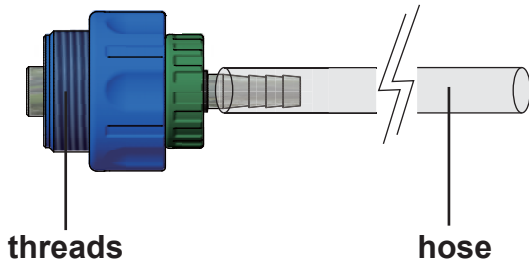


1. SPECIFICATIONS

2. INSTRUCTIONS

3. APPLICATIONS

1. SPECIFICATIONS



Thread size	M32 × P2.0
Head material	Nylon 6-6
Hose material	Polyvinyl chloride
Hose length	900 mm / 35.4"

2. INSTRUCTIONS

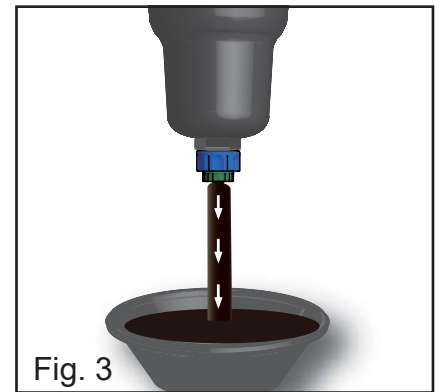
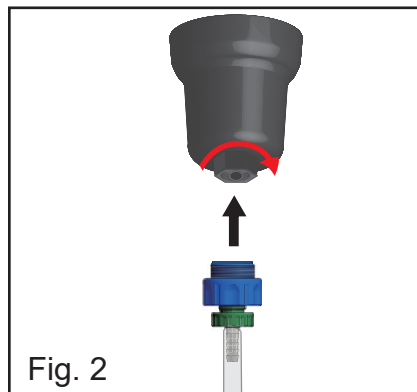
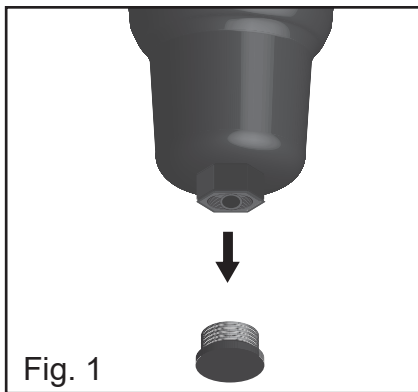


CAUTION



- Always read the instructions carefully before using the tool
- Ensure the working area has adequate lighting
- Keep children and unauthorized persons away from the working area
- Keep working area clean and tidy, dry and free from unrelated materials
- DO NOT allow untrained persons to use this tool kit
- Always wear eye protection that meets OSHA and ANSI Z87.1 standards
- Always wear gloves when working with the tool
- Always wear ear protection
- Disposal: Customers should follow local regulations to handle used/wasted parts

- 1 Prepare a container or oil drainer, and guide the hose part of the tool to the container.
- 2 Remove the fixing nut on the cartridge oil filter housing (Fig. 1).
- 3 Connect the drain tool to the internal threads on the housing (Fig. 2).
- 4 When the tool is connected, the one-way valve inside the oil filter housing will be pushed backward, permitting old oil to be drained (Fig. 3).



3. APPLICATIONS

Make	Model	Year
Audi	A1	2010-2018
Audi	A3	2004-2013
Audi	A4	2004-2008
Audi	A6	2004-2011
Audi	TT	2006-2014
Audi	TT Roadster	2007-2014
Seat	Altea	2004-2016
Seat	Altea XL	2006-2016
Seat	Exeo	2008-2013
Seat	Exeo ST	2009-2018
Seat	Leon	2005-2012
Seat	Toledo	2004-2009

Make	Model	Year
Skoda	Octavia	2004-2013
VW	CC	2011-2017
VW	EOS	2006-2015
VW	Golf	2008-2016
VW	Golf Plus	2005-2013
VW	Golf V	2003-2009
VW	Jetta	2005-2010
VW	Passat	2005-2011
VW	Polo	2009-2018
VW	Scirocco	2008-2017
VW	Tiguan	2007-2017
VW	Touran	2003-2010