




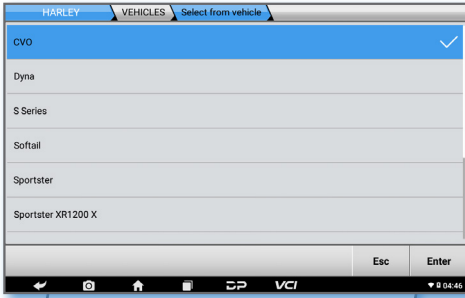
The **MOTO Pro** is a comprehensive, full-functionality scan tool for motorcycles and recreational vehicles. Today's modern vehicles have computer systems controlling not only the engine, but brakes, transmissions and much more. It's become imperative to have a scan tool that can access these systems to ensure your workshop can continue completing diagnostic repairs and maintenance to modern motorcycles and recreational vehicles.

The **MOTO Pro** covers all major manufacturers from Europe, Asia and North America. Furthermore, PWC, or personal watercraft is also covered, as are recreational vehicles, such as ATVs and Side-by-Sides.

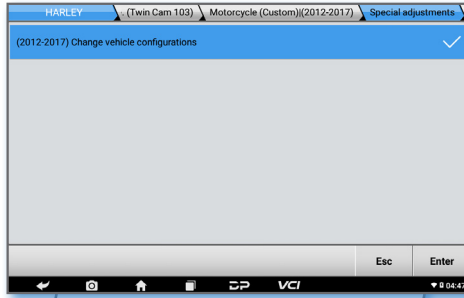
FEATURES & BENEFITS

- Coverage for all major motorcycles, recreational vehicles and personal watercraft manufacturers
- Harley, Indian, Ducati, BMW, Triumph, Yamaha, Honda, Suzuki, CanAm, Polaris, RZR and more!
- Full system coverage - as long as there is an electronic module, you will be able to access it!
- Read & Clear Codes
- View Live Data
- Perform injector tests and self-adaptive resets
- Perform actuator calibrations, such as idle and throttle
- Rider assist coverage
- Immobilizer coverage
- 8" Android Tablet
- Complete Connector Suite
- One year free update
- Two year warranty

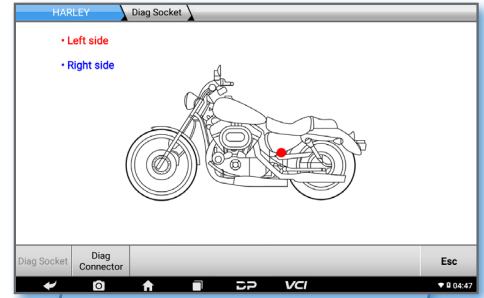




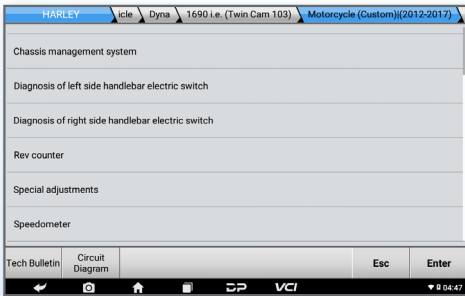
HARLEY COVERAGE



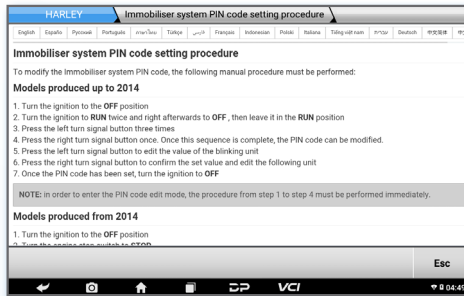
HARLEY SPECIAL ADJUSTMENTS



CONNECTOR LOCATOR



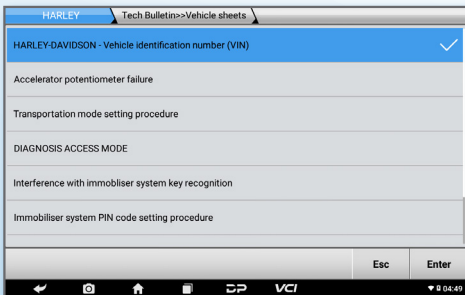
HARLEY SYSTEMS COVERAGE



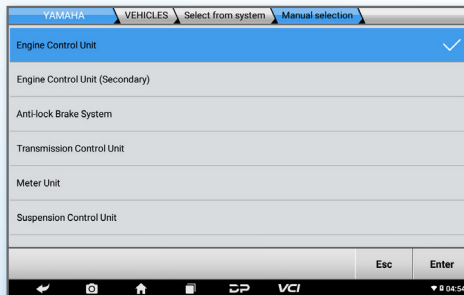
STEP-BY-STEP PROCEDURES



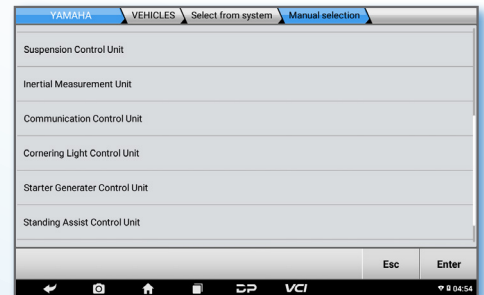
IMMOBILIZER COVERAGE



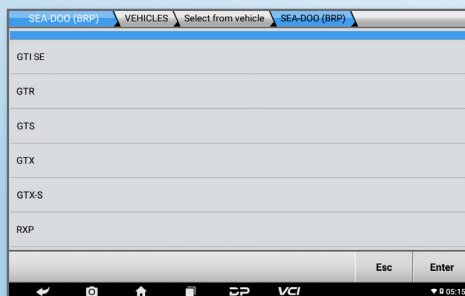
TECH BULLETINS



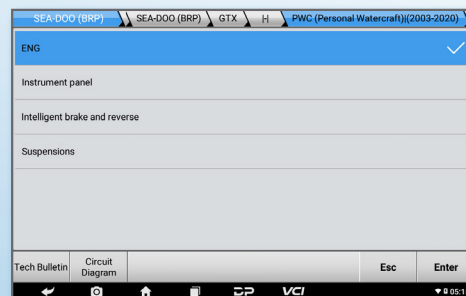
YAMAHA SYSTEMS COVERAGE



YAMAHA SYSTEMS II



SEADOO MODELS



SEADOO SYSTEMS COVERAGE