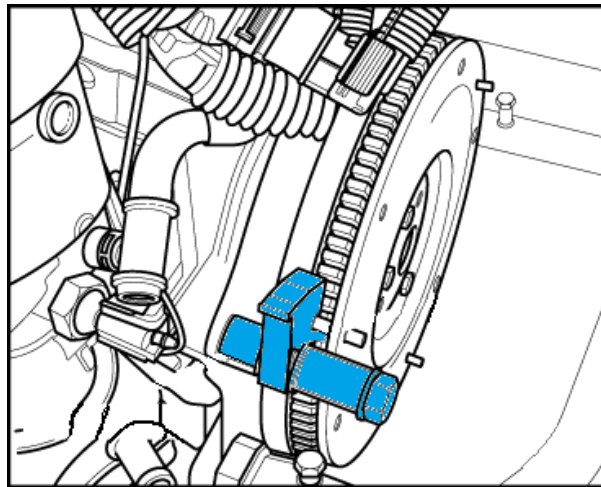


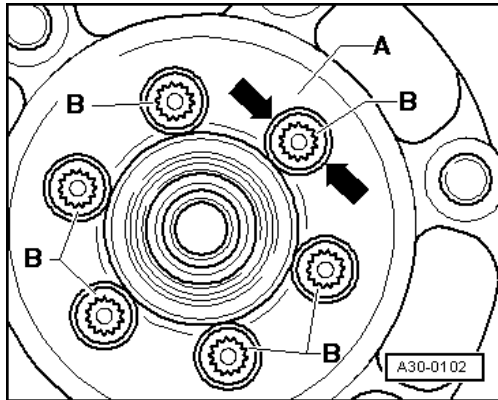
# ET1703A

## VW | AUDI FLYWHEEL COUNTER HOLDING TOOL



Lock flywheel when servicing clutch.

- Application: VW Golf Mark 7 with 1.2L | 1.4L TSI engine (belt drive timing).
- VW OEM Equiv: T10044 | T10044-1

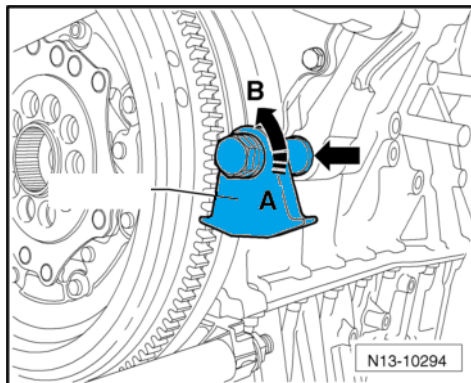


## Removing:

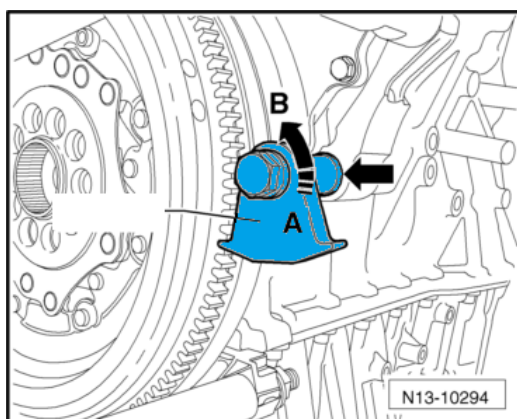
### Note

To avoid damaging the dual-mass flywheel during removal, the bolts -B- must not be removed by using a pneumatic or impact driver. The bolts -B- must be unscrewed by hand without power tools.

- Rotate the flywheel -A- so that the bolts -B- align centrally with the holes -arrows-.
- When removing bolts -B-, make sure that screw heads do not jam on flywheel.



- Tighten counterhold - A1703- on cylinder block with washer -arrow-. Bring counter-hold tool - A1703- to -position A- to loosen flywheel.
- Mark position of flywheel in relation to engine.
- Unbolt flywheel.



## Installing:

Install in the reverse order of removal, observing the following:

- Renew bolts.
- Bring counter-hold tool -A1703- to -position B- to tighten flywheel.
- Torque setting