

ET1674A

MINI COOPER (N14) FRONT CRANKSHAFT RADIAL SEAL REPLACER



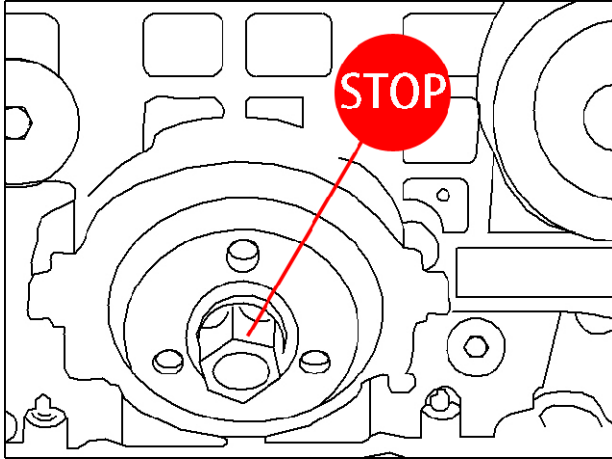
- Special kit for replacing the front crankshaft radial seal for Mini Cooper N14 engines. Ensures quick / precise radial seal installation, without the risk of damaging the new radial seal.
- Application: Mini Cooper (N14)
- **OEM Equiv:** 119 600 | 119 601 | 119 602

■ Instructions:

Before replacing the front crankshaft radial seal, please:

1. Remove A/C line from compressor.
2. Remove vibration damper.

Caution:

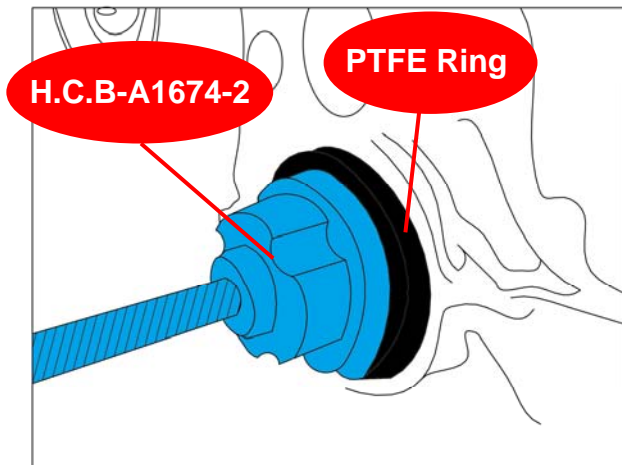


Important!

Do not release central bolt.

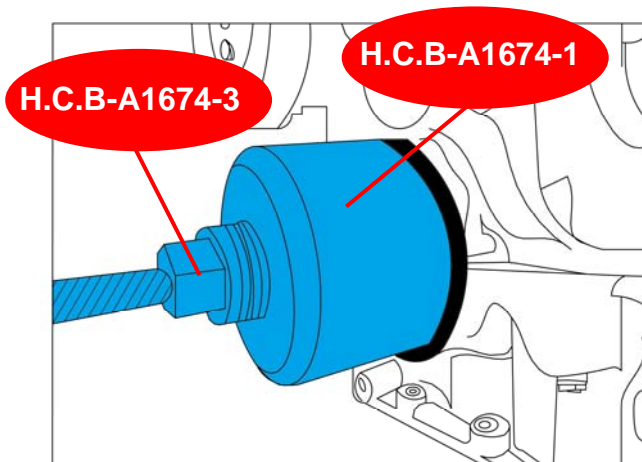
If the central bolt is released, the sprocket wheels of the timing chain and the oil pump will no longer be non-positively connected to the crankshaft. The camshafts can warp in relation to the crankshaft (risk of damage!).

Installation:



Apply a light coating of oil to H.C.B-A1674-2.

Position PTFE ring on H.C.B-A1674-2.



Draw in PTFE ring with special tool H.C.B-A1674-1 in conjunction with H.C.B-A1674-3 until flush.

And seal replacement is completed.