


ET1568B

BMW (F01/F02/F04/F06/F07/F10-F13/F18) DIFFERENTIAL REAR BUSH REMOVAL / INSTALLATION TOOL KIT



Bush number:
33 316 792 872



Parts No.	Description	Dimension	Qty'	Note
1	Removing plate	D: ϕ 84x20L	1	d: ϕ 14.5
2	Removing plate	D: ϕ 84x96L	1	d: ϕ 71
3	Removing plate	D: ϕ 67x14L	1	d:M12xP1.75
4	Installing body	D: ϕ 78x32L	1	d: ϕ 13
5	Installing plate	D: ϕ 83x12L	1	d:M12xP1.75
6	Bearing Nut	D: ϕ 33x28.5L	1	H8
7	Threaded rod	M12xP1.75x232L	1	M12xP1.75,H24

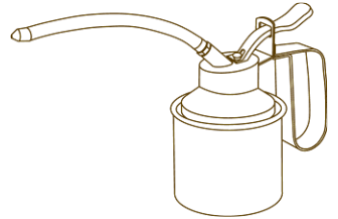
Introduction:

- Suitable for the removal / installation of the rear differential bush on BMW F01.
- **Applications:** BMW F01~02 / F04 / F06 / F07 / F10-F13 / F18


Advantage: Bushes may be replaced without removal of the differential

Operation introduction

1. Clean the area surrounding the bush
2. Clean & lubricate the threaded rod each time before use.



Extraction





1. Pull out rubber mount with special tools

Note:

Make sure tool **No. 3** contacts rear axle support correctly.

Installation



2. Pull on bush with tools as far as it will go.

Note:

Make sure tools **No.3** and **No.4** contact rear axle support correctly.