




BMW (E81-E88,E90-E93,F2,M3) REAR TRAILING ARM BUSHING REMOVER & INSTALLER **PAT.M459082**



Necessary preliminary tasks:

Remove trailing arm from wheel carrier

※Application: BMW E81-E88, E90-E93, F2, M3

Replace trailing arm bushing

Trailing arm bushing number: 33326775552

Step 1 : Removing bushing, use No.1.2.8.9 to pull out (Fig.1)

Step 2 : Installing bushing, use No.4.5.8.9. (Fig 2)




Fig.1



Fig.2

Replacing bush for trailing arm in wheel carrier

Step 1 : **Removing rubber mounting**-Pull out bush with No.1.3.8.9 (Fig 1)

Step 2 : **Installing new rubber mounting**-Insert bush in by special tool 1487-10. Set in position and tighten ◦ (3-2)

Step 3: Draw rubber mounting with special tools A1487-6, 7, 8, 9 and 10, a little into wheel carrier. (Fig.2)

After installation: Carry out wheel/chassis alignment check



(Fig.1)



(Fig.2)



(Fig.3)


Rubber mounting number: 33326763092

3-1




Original rubber mounting size is $\phi 46.5\text{mm}$

3-2



※Fit new bush to clamp of No.10. Lubricate thread of T-bar. Tighten the clamp until the bush has come down to a diameter of 45.3mm or less.

3-3



Installation part: A1487-7
With bevel design, it can step aside from brake disk, and the rubber mounting can be installed easily.