




# ET1451A

## BMW (N63 / N74 / S63) TIMING TOOLS




Parts No.	OEM Equiv	Description
A1451-A	119890	Gauge
A1451-B	118090	Brace
A1451-C	118570	Alignment Tool
A1451-D	119190	Plug Mandrel

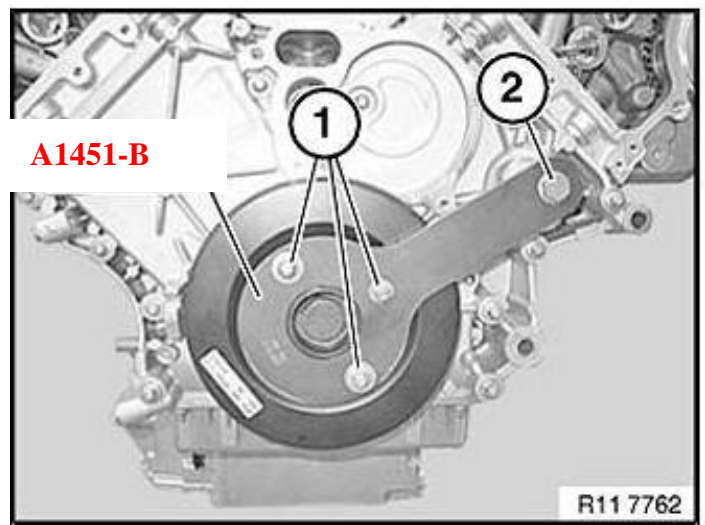
Model	Chassis Series	Engine	Year
750i	F01	N63	2009 ,2010 ,2011 ,2012
750i xDrive Sedan	F01	N63	2010 ,2011 ,2012
BMW ALPINA B7	F01	N63	2011 ,2012
BMW ALPINA B7 xDrive	F01	N63	2011 ,2012
750Li	F02	N63	2009 ,2010 ,2011 ,2012
750Li xDrive Sedan	F02	N63	2010 ,2011 ,2012
BMW ALPINA B7 LWB	F02	N63	2011 ,2012
BMW ALPINA B7 xDrive LWB	F02	N63	2011 ,2012
ActiveHybrid 750Li	F04	N63	2011 ,2012
ActiveHybrid 750i	F04	N63	2011 ,2012
550i Gran Turismo	F07	N63	2010 ,2011
550i xDrive Gran Turismo	F07	N63	,2011
550i Sedan	F10	N63	,2011
550i Sedan A	F10	N63	,2011
550i xDrive Sedan	F10	N63	,2011
550i xDrive Sedan A	F10	N63	,2011
650i Convertible A	F12	N63	,2012
650i Convertible	F12	N63	,2012
650i Convertible A	F12	N63	,2012
650i*Drive Convertible A	F12	N63	,2012
650i Coupe	F13	N63	,2012
650i CoupeA	F13	N63	,2012
650i *Drive Coupe A	F13	N63	,2012




Parts No.	OEM Equiv	Description
A1451-A-1	119891	Rotary handle
A1451-A-2	119892	Bridge
A1451-A-3	119893	Gauges
A1451-A-4	119894	Adapter N63



This tool is used for fixing the camshaft in place when adjusting the valve timing.



A1451-B is used for unscrewing the central screw.



A1451-C is used in conjunction with the A1451-D, for aligning the engine in Top Dead Center(TDC).