



ET1251

OIL FUNNEL FOR SUBARU



1. FEATURES

2. SPECIFICATIONS

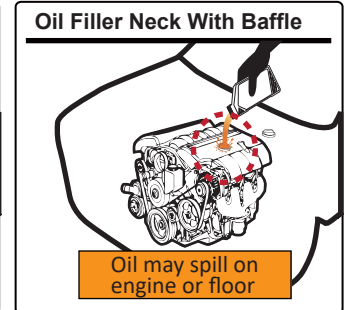
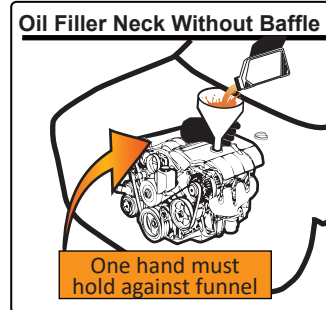

3. INSTRUCTIONS

4. APPLICATIONS

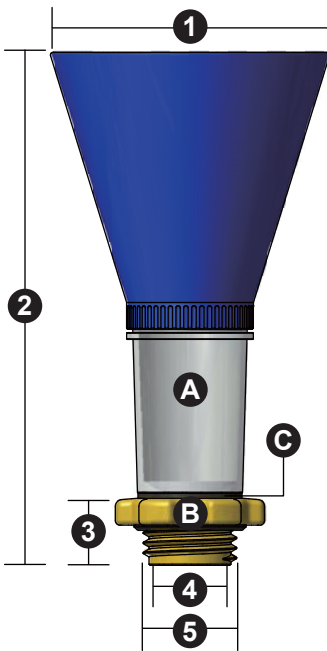
1. FEATURES

- Funnel can be directly connected to oil filler necks, eliminating unsafe oil spills
- Engine oil bottles can be put up side down on funnel – hands-free and one-person operation
- Large oil passage allows oil to flow down more rapidly
- Lower transparent chamber shows oil flows down to engine

Different engines have different configurations below oil filler neck. Some engines might have parts that create a baffle (as the images shown on the right), and this can make conventional funnels hard to stabilize on oil filler neck, or one hand is needed to hold against the funnel when refilling engine oil. However, this funnel is to solve these problems. A seamless connection can be created to prevent unsafe oil spills on engine or floor.



2. SPECIFICATIONS



No	Description	Specifications
1	Funnel opening	Ø125mm / Ø4.9"
2	Overall height	225mm / 8.85"
3	Oil filler depth	30mm / 1.18"
4	Oil passage	Ø36.7mm / Ø1.44"
5	Adapter threads	M42 × P4.5

A	Transparent chamber shows oil flow
B	Large oil passage allows oil flow fast
C	Durable NBR seal

3. INSTRUCTIONS

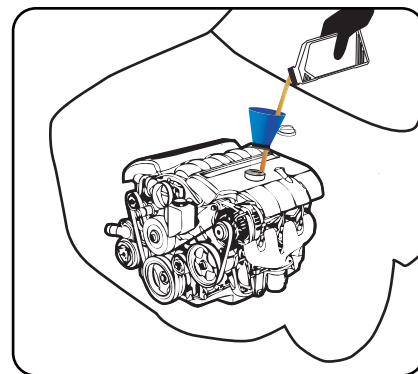


CAUTION



- Always read the instructions carefully before using the tool
- Ensure the working area has adequate lighting
- Keep children and unauthorized persons away from the working area
- Keep working area clean and tidy, dry and free from unrelated materials
- DO NOT allow untrained persons to use this tool kit
- Always wear eye protection that meets OSHA and ANSI Z87.1 standards
- Always wear gloves when working with the tool
- Always wear ear protection
- Disposal: Customers should follow local regulations to handle used/wasted parts

- 1 Remove original oil cap on engine.
- 2 Connect oil funnel with the yellow adapter to oil filler neck.
- 3 Make sure the funnel is securely connected on the engine
- 4 Pour engine oil (as the image on right).
- 5 Disconnect oil funnel from oil filler neck.
- 6 Clean the residual oil inside the funnel and store the funnel in a dry and well-ventilated place.



4. APPLICATIONS

The application below is for reference only. More vehicle applications are possible. Some car models may have multiple suitable adapters due to variations in body style, engine size/capacity, and engine numbers.

Model	Year	Make
Saab	9-2X	2005-2006
Subaru	B9 Tribeca	2006-2007
Subaru	Baja	2003-2006
Subaru	Brat	1985-1987
Subaru	Forester	1998-2013
Subaru	GL	1985-1989
Subaru	GL-10	1985-1989
Subaru	Impreza	1993-2014
Subaru	Justy	1987-1995

Model	Year	Make
Subaru	Legacy	1995-2017
Subaru	Loyale	1990-1994
Subaru	Outback	2000-2017
Subaru	RX	1985-1989
Subaru	SVX	1992-1997
Subaru	Tribeca	2008-2014
Subaru	WRX	2012-2016
Subaru	WRX STI	2013-2017
Subaru	XT	1985-1991