

ET1129A


**BMW (E32/E34/E38/E39/E60/E65/E66) UPPER SUB-FRAME
BUSH EXTRACTION/ INSTALLATION
(HYDRAULIC)(3/8" ADAPTOR) **USA PAT. PEN
PAT. M277669****



**5 series (E34, E39)
7 series (E32, E38, E65,
E66)
8 Series (E31)
X5 (E53)**

BUSHINGS

**E32, E31-#31 12 1 136 607
E34 - # 31 12 1 139 456
E38, E39 - #31 12 0 006 482
E53 - #31 12 1 096 372
E65, E66 - #31 12 0 303 754**



- Use this kit to remove and install the metallic bushing in the traction strut with hydraulic driven and on car maintenance.
- Applicable models: BMW E31, E32, E34, E38, E39, E53, E60, E63, E64, E65, E66.



H.C.B-A1129

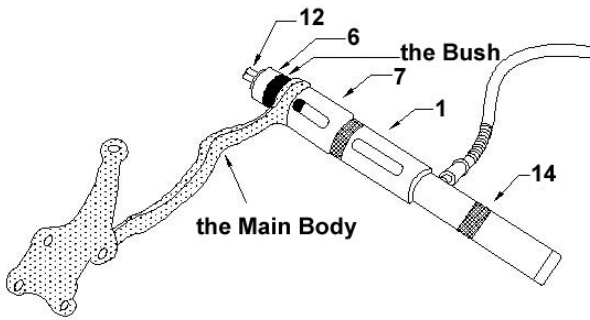
USA PAT PEN
PAT. No.: M277669

BMW (E32/E34/E38/E39/E60/E65/E66) UPPER SUB-FRAME BUSH EXTRACTION/ INSTALLATION (HYDRAULIC)(3/8" ADAPTOR)

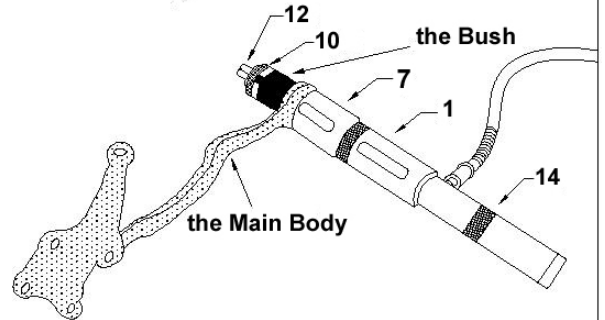
The Functions of the Accessories for A1129

Part No.	Description	Dimension	Quantity
H.C.B-A1129-1	the Fixed Base of the Oil Pressure Cylinder	ø60*160L	1
H.C.B-A1129-2	the removing and installing tool applicable for E38, E66	ø80*24L	1
H.C.B-A1129-3	only being used as the removing tool applicable for E38, E66	ø82*86L	1
H.C.B-A1129-4	only being used as the removing tool applicable for E66	ø69*20L	1
H.C.B-A1129-5	only being used as the removing tool applicable for E38	ø65*20L	1
H.C.B-A1129-6	only being used as the removing tool applicable for E32, E34, E39	ø57*16L	1
H.C.B-A1129-7	the removing / installing tool applicable for E32, E34, E39	ø72*80L	1
H.C.B-A1129-8	only being used as the installing tool applicable for E66	ø85*34L	1
H.C.B-A1129-9	only being used as the installing tool applicable for E38	ø75*31L	1
H.C.B-A1129-10	only being used as the installing tool applicable for E32, E34, E39	ø70*24L	1
H.C.B-A1129-11	only being used as the installing tool applicable for E38, E66	ø82*40L	1
H.C.B-A1129-12	the Screw of the Oil Pressure Cylinder	M12*P1.75	1
H.C.B-A1129-13	only being used as the installing tool applicable for E39	ø70*6L	1
H.C.B-A1129-14	the Main Body of the Oil Pressure Cylinder		1

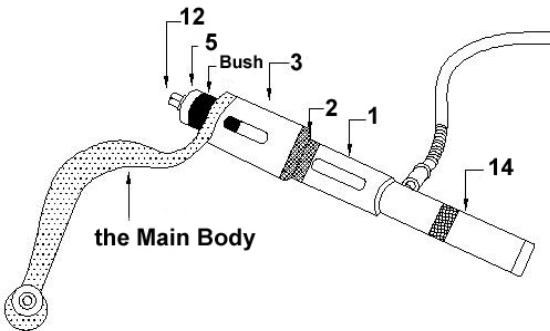
the E32, E34 Extracting Diagram



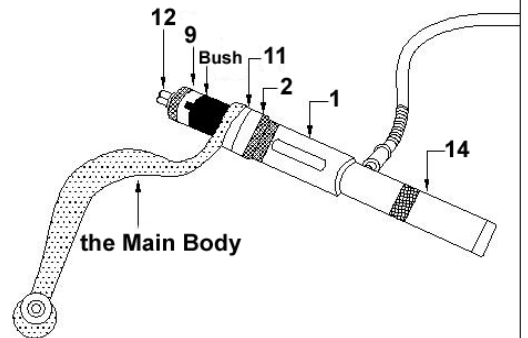
the E32, E34 Installing Diagram



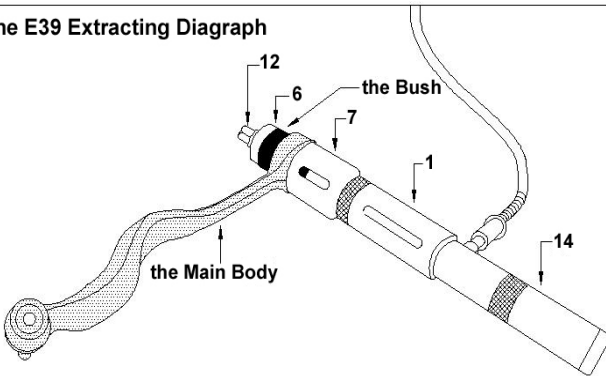
the E38 Extracting Diagram



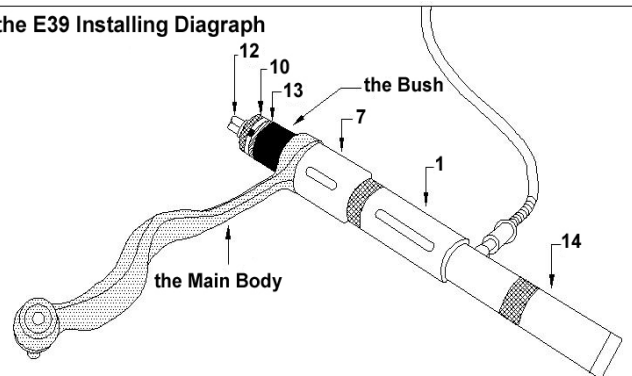
the E38 Installing Diagram



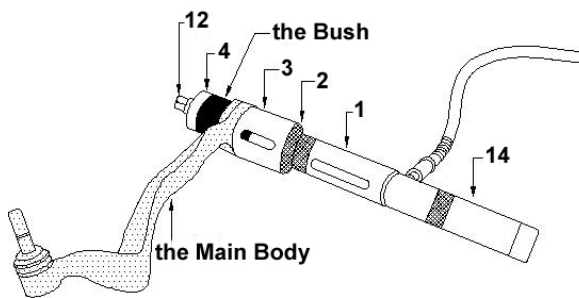
the E39 Extracting Diagram



the E39 Installing Diagram



the E66 Extracting Diagram



the E66 Installing Diagram

