

6. APPLICATIONS(cont.)

Cap No.	Brand	Model / Year
5 	Lexus	(ES250: 1990-1991) (ES350: 2008-2012) (GS300: 1993-2003) (GS350: 2007-2009) (GS430: 2004-2007) (GX470: 2004-2005) (IS300: 2003) (IS350: 2009-2012) (LS430: 2001-2003) (LX570: 2011-2013) (RX300: 1999-2006) (RX350: 2008-2010) (RX400h: 2006-2008) (SC300: 1992-2010)
	Mazda	(Mazda 2: 2011) (Mazda 5: 2008-2010) (Protegé: 1995-2003)
	Mercedes-Benz	(ML-class, W163, W164)
	Mitsubishi	(Diamante: 1996-2004) (Eclipse: 2000-2010) (Endeavor: 2006-2011) (Expo: 1992-1995) (Expo LRV: 1992-1994) (Galant: 1994-2011) (Mirage: 1993-2002) (Montero Sport: 1997-2003)
	Plymouth	(Colt: 1992-1994)
	Pontiac	(Vibe: 2003-2010)
	Scion	(FR-S: 2013) (iQ: 2012) (tC: 2005-2010) (xA: 2006)
	Subaru	(B9 Tribeca: 2006-2007) (Tribeca: 2008-2010)
	Suzuki	(Aerio: 2003-2007) (Esteem: 1995-2002) (Sidekick: 1991-1998) (Swift: 1999-2001) (SX4: 2007-2009) (Vitara: 1999-2003) (X-90: 1996-1998) (XL-7: 2002-2003)
	Toyota	(4Runner: 1969-2011) (Avalon: 2005-2010) (Camry: 1992-2011) (Celica: 1990-1999) (Corolla: 1993-2012) (Camry: 1990-1991 V6 with automatic transmission) (Yaris: 2001-2005) (FJ Cruiser: 2007-2010) (Highlander: 2001-2011) (Land Cruiser: 2009) (Matrix: 2003-2011) (Paseo: 1992-1998) (Prius: 2001-2009) (RAV4: 1996-2003) (Sequoia: 2001-2011) (Sienna: 2007-2011) (Supra: 1990-1998) (Tacoma: 2005-2011) (Tercel: 1991-1998) (Tundra: 2000-2011) (Venza: 2009-2011) (Yaris: 2008-2011)
	Volkswagen	(Touareg: 2004)

CO2 CHECKING IN RADIATOR



With Horizontal Chambers



With Vertical Chambers & 3 tester caps



Simple Kit with Vertical Chambers



1. FEATURES

2. SAFETY PRECAUTIONS

3. SPECIFICATIONS

4. INSTRUCTIONS

5. RELATED ITEMS

6. APPLICATIONS

1. FEATURES

- Diagnose presence of CO2 in cooling system for cracked cylinder head and blown gasket without removing any engine parts.
- CO2 test fluid changes from blue to green (or yellow) if CO2 is detected in cooling system.
- Provided with a high quality test liquid made in the USA and an extra bottle to storage the used liquid.

2. SAFETY PRECAUTIONS




CAUTION



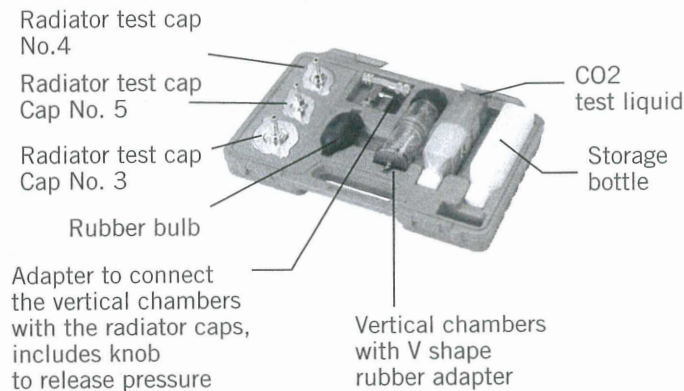
- Always read the instructions carefully before using this tool
- This set is used for testing presence of CO2 in cooling system ONLY. DO NOT use this kit for other purposes
- Ensure the radiator is cool before opening the radiator cap
- Always use working safety glasses that meet the OSHA and ANSI Z87.1 standards
- Always use working gloves when performing this tool to protect the operator from discharges of steam from radiator
- Ensure that the working area has the adequate lighting
- Keep out of reach of children or untrained people
- Prevent coolant get in eyes or on skin
- Always maintain the working area tidy and clean, dry and free of unrelated materials
- DO NOT allow coolant to enter sewers/surface/public water

3. SPECIFICATIONS

A




B



NOTE: Please refer page 6 - 8 for Cap No. 3 -5 vehicle application list.

C



CO2 liquid test



- Made in USA
- SGS test regarding regulation of REACH
- Liquid with MSDS document
- Test liquid is available to use for 3-5 times
- Test liquid is available for individual sales

SIMPLE AND QUICK DIAGNOSIS FROM COLOR CHANGING!

HOW TO READ COLOR

- No or very few CO2 exists Cylinder head gasket in good condition
- CO2 exists Cylinder head gasket is blown; engine is unhealthy
- Large volume CO2 exists Cylinder head gasket is blown; engine condition is nearly ruined

Note: The lighting in working environments might affect color.

4. INSTRUCTIONS - A

- STEP 1:** Prepare a container and remove approximately 1/10 of the volume of coolant. (Fig.1)
- STEP 2:** Open the radiator cap (make sure the radiator is cool before opening).
- STEP 3:** Fill blue CO2 test liquid into No.2 chamber till half of the chamber.
- STEP 4:** Install the rubber bulb, acrylic glass chamber and rubber cone adapter one after another.
- STEP 5:** Install tester device onto radiator's filler neck. (Fig.2)
- STEP 6:** Start engine and pump the rubber bulb continually to draw the steam from radiator and check if test liquid color is changed. (Fig.3)
- STEP 7:** After testing, stop engine and remove cone adapter from radiator's filler neck carefully.
- STEP 8:** Fill the used test liquid into storage bottles and store each component into carry case.

Fig.1

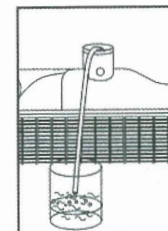


Fig.2




Fig.3



4. INSTRUCTIONS - B



STEP 1: Prepare a container and remove approximately 1/10 of the volume of coolant. (Fig.4)

STEP 2: Open the radiator cap (make sure the radiator is cool before opening).

STEP 3: Fill blue CO2 test liquid into upper chamber till the black line.

STEP 4: Install the rubber bulb, vertical chamber and rubber cone adapter one after another; install tester device onto radiator's filler neck. (Fig.5)

4-1 : Alternative installation:

Disassemble the rubber cone ; install the rubber bulb, cap, vertical chamber, brass adapter and suitable cap one after another. Install tester device onto radiator's filler neck. (Fig.6)

STEP 5: Start engine and pump the rubber bulb continually to draw the steam from radiator and check if test liquid color is changed. (Fig.7)

Step 6: After testing, stop engine and remove cone adapter from radiator's filler neck carefully.

6-1: After using alternative installation, please turn the regulator anti-clockwise to release pressure before disconnecting test cap. (Fig.8)

STEP 7: Fill the used test liquid into storage bottles and store each component into carry case.

Fig.4

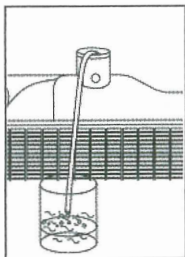


Fig.5



Fig.6





Fig.7



Fig.8



4. INSTRUCTIONS - B



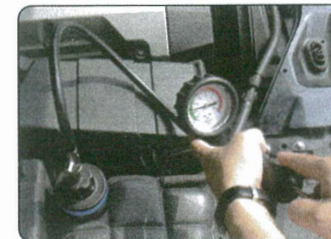
All steps refer INSTRUCTION -B except 4-1 and 6-1.

5. RELATED ITEMS

UNIVERSAL RADIATOR PRESSURE TEST KIT





- Easy work for cooling system leakage testing.
- Universal application.
- Caps are available to connect to every CO2 tester kit.





COOLING SYSTEM LEAKAGE TESTER AND VACUUM-TYPE COOLANT REFILLING KIT





- Easy work for cooling system leakage testing and refilling new coolant by creating vacuum.
- Universal application.
- Caps are available to connect to every CO2 tester kit.



6. APPLICATIONS

Cap No.	Brand	Model / Year
3 	Buick	(LeSabre: 1990-) (Park Avenue: 1991-)
	Chrysler	(Sebring: 1995-)
	Chevrolet	(Venture: 1997-)
	Dodge	(Caravan: 1989-) (Dakota: 1989-) (Startus: 1995-)
	Jeep	
	Mercedes-Benz	(W123, W124, W126, W201)
	Oldsmobile	(Silhouette: 1990-)
	Pontiac	(Bonneville: 1990-) (Grand Prix: -2003)
4 	Acura	(Integra: 1991-1993) (Legend: 1989-1990) (NSX: 1995-2004) (SLX: 1997) (Vigor: 1992-1994)
	BMW	(M6: 2008)
	Chevrolet	(Nova: 1985-1998) (Spectrum: 1985-1988) (Sprint: 1986-1988)
	Chrysler	(Laser: 1991-1998) (Sebring: 1996-1998)
	Dodge	(Avenger: 1995-1999) (Colt: 1984-1991) (Ram 50: 1989-1992) (Stealth: 1993-1996)
	Eagle	(Summit: 1989) (Talon: 1991-1998)
	Ford	(Aspire: 1994-1997) (Escort: 1991-2002) (Expedition: 2009-2011) (Explorer: 1995-2001) (Explorer Sport Trac: 2001-2005) (F-150: 2009-2011) (Festiva: 1989-1993) (Mustang: 1997-2004) (Probe: 1989-1997) (Ranger: 1995-2011) (Tempo: 1992-1994) (Thunderbird: 1992-1995) (Windstar: 1996-1999)
	Geo	(Metro: 1989-1993) (Prizm: 1989-1991) (Spectrum: 1989) (Storm: 1990-1993) (Tracker: 1989)
	GM	(Nova, Spectrum, Sprint)
	Honda	(Accord: 1990-1993) (Civic: 1988-1991) (CRX: 1989-1990) (Motorcycles: 1991-2004) (Passport: 1994-2002) (Prelude: 1990-1998)
	Hyundai	(Accent: 1995-2010) (Azera: 2006-2010) (Elantra: 1992-2011) (Entourage: 2007-2008) (Excel: 1986-1994) (Genesis: 2009-2010) (Genesis Coupe: 2010) (Santa Fe: 2002-2010) (Scoupe: 1994) (Sonata: 1989-2011) (Tiburon: 1998-2008) (Tuscon: 2005-2010) (Veracruz: 2007-2010) (XG 350: 2004)
	Infiniti	(FX 35: 2003-2007) (G20: 1991-2002) (G35: 2004-2007) (I30: 1997-2000) (I35: 2002-2004) (I30: 1996) (M30: 1990-1992) (M35: 2006-2009) (M45: 2003-2010) (Q45: 1990-2006) (QX4: 1998-2003)
	Isuzu	(Amigo: 1989-2000) (Axiom: 2002-2004) (I-Mark: 1985-1989) (Impulse: 1985-1992) (Rodeo: 1991-1998) (Stylus: 1991-1992) (Trooper: 1986-2002) (VehiCROSS: 1999)
	Kia	(Amanti: 2006-2009) (Borrego: 2009) (Forte: 2011) (Optima: 2002-2010) (Rio: 2002-2011) (Rio5: 2007-2011) (Rondo: 2009-2010) (Sedona: 2003-2011) (Sephia: 1994-2001) (Sorento: 2003-2011) (Soul: 2010-2011) (Spectra: 2000-2009) (Spectra5: 2005-2009) (Sportage: 1995-2011)
	Lexus	(ES300: 1996-2003) (ES330: 2005) (LS400: 1992) (LX 450: 1996-1999) (LX 470: 1998-2005) (SC400: 1992)
	Lincoln	(Navigator: 2009-2011)

6. APPLICATIONS(cont.)

Cap No.	Brand	Model / Year
4 	Mazda	(323: 1986-1993) (626: 1985-1999) (929: 1990-1993) (B2000: 1986-1987) (B2200: 1988-1993) (B2300: 2005) (B2500: 1998-2000) (B2600: 1987-1993) (B3000: 1996-2007) (B4000: 1995-2006) (CX-9: 2007-2010) (Matia: 1991-2005) (Millenia: 1995-2002) (MPV: 1991-2006) (MX-5 Matia: 2006-2012) (MX-6: 1991-1997) (Protegé: 1993-2003) (Protegé 5: 2002-2003) (RX-7: 1986-1995) (RX-8: 2005-2009)
	Mercury	(Capri: 1991-1994) (Cougar: 1989-1992) (Cougar: 1993-1997 with V6 engine) (Mountaineer: 1997-2000) (Topaz: 1992-1994) (Tracer: 1988-1999) (Villager: 1994-2002)
	Mitsubishi	(3000GT: 1992-1996) (Cordia: 1986-1988) (Diamante: 1992-1995) (Eclipse: 1990-1999) (Galant: 1989-1993) (Mighty Max: 1987-1994) (Mirage: 1985-1992) (Montero: 1989-1998) (Outlander: 2003-2011) (Outlander Sport: 2011) (Precis: 1988-1992) (Starion: 1984-1986) (Tredia: 1986-1988)
	Mercedes-Benz	
	Nissan	(200SX: 1984-1988) (240SX: 1990-1994) (300ZX: 1984-1996) (Altima: 1993-2006) (Axxess: 1990) (Cube: 2009-2010) (D21: 1986-1994) (Frontier: 1998-2011) (Maxima: 1987-2008) (Murano: 2003-2007) (NX: 1991-1993) (Pathfinder: 1987-2004) (Pulsar NX: 1987-1989) (Quest: 1994-2009) (Rogue: 2009-2010) (Sentra: 1987-2011) (Stanza: 1987-1992) (Versa: 2007-2011) (Xterra: 2000-2012)
	Plymouth	(Colt: 1984-1991) (Laser: 1993-1994)
	Subaru	(Baja: 2004-2005) (Brat: 1983-1987) (DL: 1983-1989) (Forester: 1999-2011) (GL: 1983-1989) (GL-10: 1985-1989) (Impreza: 1993-2011) (Justy: 1988-1993) (Legacy: 1990-2011) (Loyale: 1990-1992) (Outback: 2000-2011) (RX: 1986) (SVX: 1994-1997) (XT: 1985-1991)
	Suzuki	(Equator: 2009-2011) (Samurai: 1986) (Sidekick: 1989-1991) (Swift: 1990-1994) (XL-7: 2004-2006)
	Toyota	(4Runner: 1986-1995) (Avalon: 1995-2004) (Camry: 1983-1991) (Camry: 1994-1999 4 cilindros) (Celica: 1983-1989) (Corolla: 1983-1992) (Cressida: 1985-1992) (Land Cruiser: 1993-2007) (MR2: 1989-1995) (Previa: 1991-1997) (Sienna: 1998-2006) (Solara 1999-2008) (Starlet: 1983-1984) (Supra: 1987-1990) (T100: 1995-1998) (Tacoma: 1996-2004) (Tercel: 1983-1990)
	5 	Acura
Chevrolet		(Metro: 1999-2000) (Prizm: 1998-2002) (Tracker: 1998-2004)
Chrysler		(Sebring: 2001)
Dodge		(Colt: 1993-1994) (Stratus: 2001-2004)
Eagle		(Summit: 1992-1996)
Geo		(Metro: 1995-1997) (Prizm: 1993-1997) (Tracker: 1997)
Honda		(Accord: 1994-2011) (Civic: 1992-2010) (Civic del Sol: 1993-1997) (CR-V: 1997-2010) (CR-Z: 2011) (Element: 2003-2010) (Fit: 2008-2009) (Insight: 2001-2011) (Odyssey: 1998-2010) (Pilot: 2003-2011) (Prelude: 1999-2001) (Ridgeline: 2007-2011) (S2000: 2006-2009) (Oasis: 1997) (Rodeo: 1999-2000) (Rodeo Sport: 2003)