



ET6928

3pce Air Cushion Bag Set



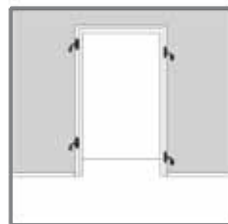
Contents

ET6928

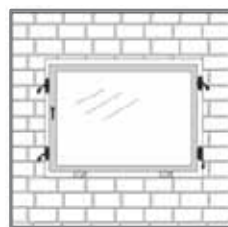


Inflatable cushion bag set for window and door installation and for creating workspace in tight spots. Air bags are gentle on glass, frames and paintwork. Includes hand pump with a fine air control valve and 3 bags made from tough reinforced fabric. Bag sizes are 57 x 190mm, 60 x 180mm, and 160 x 160mm.

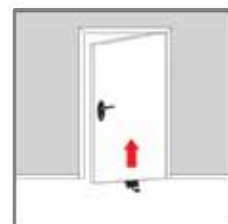
- Soft air cushion is easy on frames and painted surfaces avoiding scratches
- Easy positioning of doors and windows
- Re-usable
- Great for mounting components or joint fillers where joints are left completely empty
- Useful when a working gap is required in any situation without levers or other tools which may cause surface damage
- Use to gain entry to cars when keys are locked inside; avoiding the risk of scratching the paintwork or trims



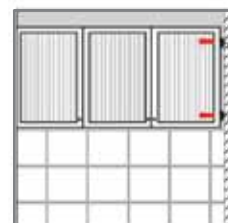
Installation of doors



Positioning windows



Lifting doors

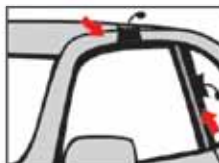


Positioning cabinets



Place on or two air bag between the car window and rubber beading. Push down the air bag on both sides as shown on the picture.

Carefully inflate the air bag with hand pump. The air bag keeps the pressure and holds the gap, providing access to the use traditional tools for opening doors with both hands free. Remove air bag after deflate



One or two air bags are pushed in between the car door and frame. Spraying silicone onto the air bags before use will ease them to be pushed in place.

Carefully inflate the air bags until a gap has been created for the door. Remove any tools before deflating the air bag.

